



MTH (USA)

Multijet meter



Your benefits

- Robust, high grade wear resistant materials:
Excellent measuring stability and reliability
- Measurement of low flow rates:
Increased cost effectiveness

Applications

- For use in measurement of hot water in commercial and industrial applications where flow is in one direction only.

Properties

- Multijet impeller wheel, super dry-dial with magnetic coupling
- Register can be turned for best readout position
- Maximum operating pressure 232 psi
- Maximum operating temperature 266 °F
- Horizontal installation
- US Gallon register
- NPSM threaded connection
- High grade wear resistant and corrosion proof materials
- Inlet strainer
- Reconditionable and recyclable execution

Options

- Reed pulser IPG 14 with approx. 5 feet or 16 feet cable
📄 [Documentation: IPG14 - EPe40217](#)

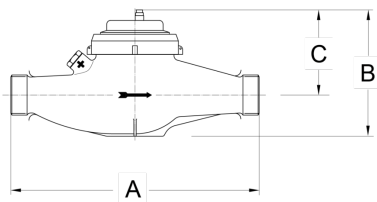
Technical Data

Execution			MTH						
Nominal size		Inch	1/2	3/4	1	1 1/2	2		
Operating pressure	PN	psi	232	232	232	232	232		
Connection thread on meter		Inch	3/4" NPSM	1" NPSM	1 1/4" NPSM	2" NPSM	G23/8B ¹⁾		
Nominal flow rate ± 3 %	Q _n	gpm	6.6	11	15.4	44	66		
Maximum flow rate ± 3 %	Q _{max}	gpm	13.2	22	30.8	88	132		
Transitional flow rate ± 3 %	Q _t	gpm	0.66	1.10	0.88	1.54	1.23	3.52	5.28
Minimum flow rate ± 5 %	Q _{min}	gpm	0.26	0.44	0.22	0.62	0.31	0.88	1.32
Temperature		max. ° F	266	266	266	266	266		
Measuring range	Q _{min} /Q _n		1:25	1:25	1:50	1:25	1:50	1:50	1:50

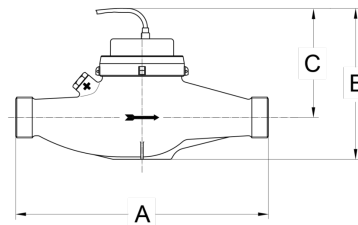
1) Couplings with connector tailpiece 2" NPSM available

Dimensions and weights			MTH				
Length without couplings	A	Inch	6.5	7.48	10.24	11.81	11.81
Total height w/o Reed pulser	B	Inch	4.61	4.84	5.24	6.26	6.81
Total height with Reed pulser	B	Inch	5	5.24	5.63	6.65	7.2
Meter height from pipe centre line w/o Reed pulser	C	Inch	2.91	3.27	3.54	4.45	4.57
Meter height from pipe centre line with Reed pulser	C	Inch	3.31	3.66	3.94	4.84	4.96
Meter width	D	Inch	3.74	3.74	3.94	5.31	5.94
Weight w/o couplings		app. lbs	3.97	4.63	5.95	11.68	12.79
Weight with couplings		app. lbs	4.63	5.29	7.05	14.11	16.31

Dimension Diagram w/o Reed pulser



Dimension Diagram with Reed pulser



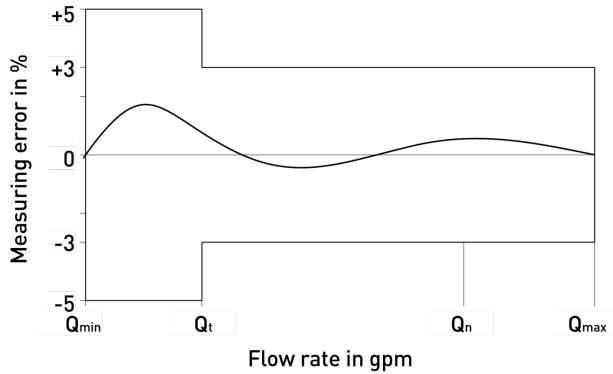
Installation

Pipeline:	horizontal	—
Meter head:	upwards	↑

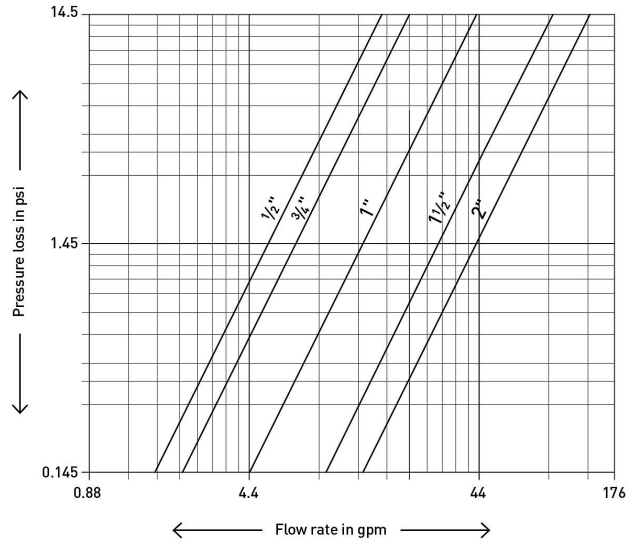
Materials

Housing	Brass (DIN 50930-6)
Sealing plate	Brass (DIN 50930-6)
Impeller	PA resp. PPS
Strainer	PVDF
O-Ring	EPDM

Measuring error curve



Typical Head Loss Curve



Pulser

The IPG 14 pulser consists of a molded insert with a clear housing to read the totalizing register. The pulse element is a dry contact reed switch rated at 4 Watts, max. voltage 42 V AC/DC, 18 Ohm resistance, approx. 10 Mio. switching cycles. The unit requires power from an external source and normally is wired in series with no regard to polarity, approx. 5 feet of 2-wire unshielded cable exist in a sealed fitting.

Pulse value table

Pulse values (1 Pulse = ... US Gallons)		
1/2" - 1"	1 1)	10
1 1/2" / 2"	-	10

1) Only available in measuring range 1:25