



MULTICAL® 603 & ULTRAFLOW®



Heat meter (E1)
θ: 2 °C ...180 °C
Δθ: 3 K ...178 K

CE M21 0200
DK-0200-M004-040



qp, p/l: See display
S/N: 80001231/LK/21
Type: 603F319
PT500-EN60751
Battery, 2 x A-Cell

Cooling meter (E3)
θ: 2 °C ...180 °C
Δθ: 3 K ...178 K

DK
268
TS: 27.02.012

80001231

kamstrup

Battery 2 x A-Cell
S/N: 80001231
Type: 603F319
S/N: 80001231/LK/21

80001231

kamstrup



MULTICAL® 603 & ULTRAFLOW®



> 60 °C













230 VAC



16/25/40 bar



	04
	05
	07
	13
	20
	22
	27
	30
	31
	36



https://guides.kamstrup.com/userguides/gb_mc603.htm



<https://www.kamstrup.com/en-en/heat-solutions/meters-devices/meters/multical-603/documents>



<https://www.kamstrup.com/>



1/2

E1 (Red thermometer icon): MID ✓ EN 1434 ✓
 θ : 2 °C...180 °C $\Delta\theta$: 3 K...178 K ✓

E3 (Blue thermometer icon): DK-BEK 1178 ✓ EN 1434 ✓
 θ : 2 °C...180 °C $\Delta\theta$: 3 K...178 K ✓

E1 E3 (Yellow water drop icon): EN 1434 ✓
 θ : -40 °C...140 °C $\Delta\theta$: 3 K...178 K ✓

ULTRAFLOW® (Grey thermometer icon):
 θ_q : 2 °C...130 °C ✓
 θ_q : 15 °C...130 °C ✓



E1 ✓ **E2** ✓

M1 ✓ **M2** ✓

5 °C...55 °C ✓

MULTICAL® 603: IP 54 ✓

ULTRAFLOW® 44: IP 68 ✓

ULTRAFLOW® 54: IP 65 ✓

> 25 CM



2/2

Data +	HC-003-10	✓
Data +	HC-003-11	✓
M-Bus +	HC-003-20	✓
M-Bus +	HC-003-21	✓
M-Bus +	HC-003-22	✓

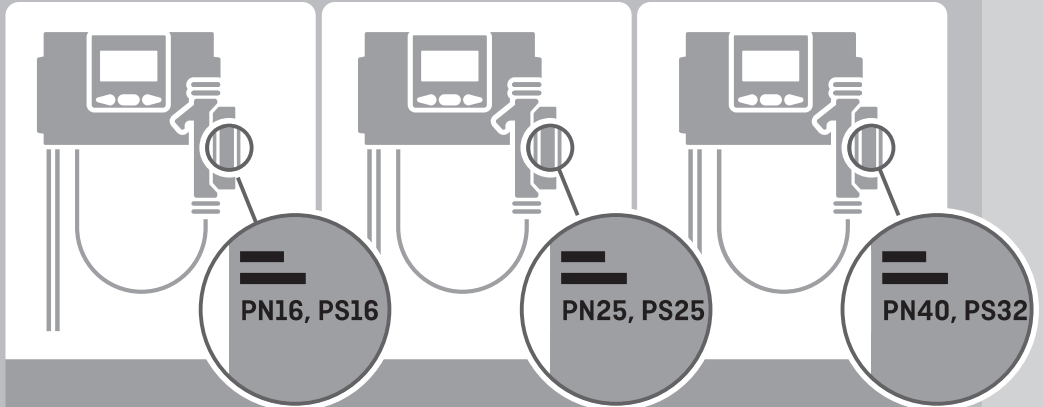
1xD	HC-993-02	✓
1xC IoT	HC-993-06	✓
230 VAC	HC-993-07	✓
24 VAC	HC-993-08	✓
2xA	HC-993-09	✓

DS 27,5 mm	2 x	Pt500	✓
DS 38,0 mm	2 x	Pt500	✓
PL ø5,8 mm	2 x	Pt500	✓
DS 27,5 mm	2 x	Pt100	✓

	MULTICAL® 603-M	2 x	Pt500	✓
--	-----------------	-----	-------	---

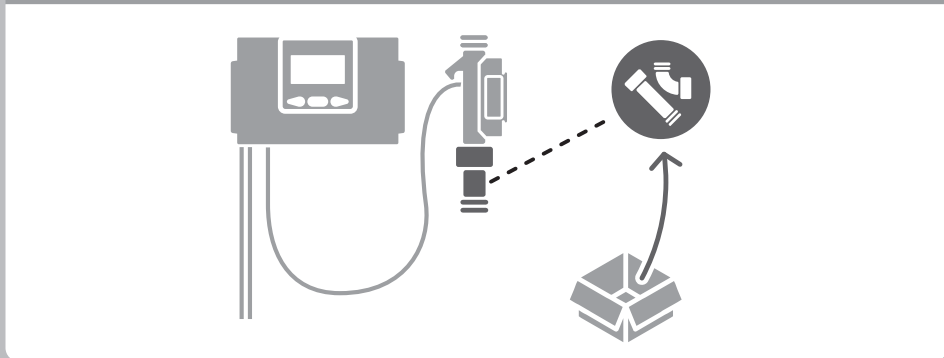


DN15 - DN125



PN16, PS16	PN16, PS16 < DN100	PN16, PS16
PN25, PS25	PN25, PS25	PN25, PS25
PN40, PS32	PN40, PS32	PN40, PS32

PN16, PS16	PN25, PS25	PN40, PS32
------------	------------	------------



DN20	DN25 / DN15	DN32 / DN10



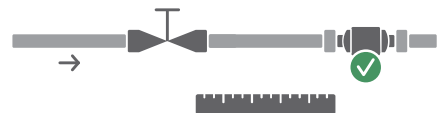
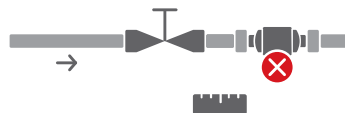
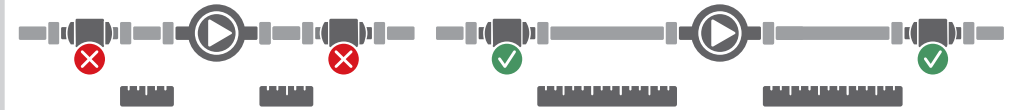
ULTRAFLOW®

11 -		V2
9 +		
69 ↷		
11 -		V1
9 +		
10 ↷		

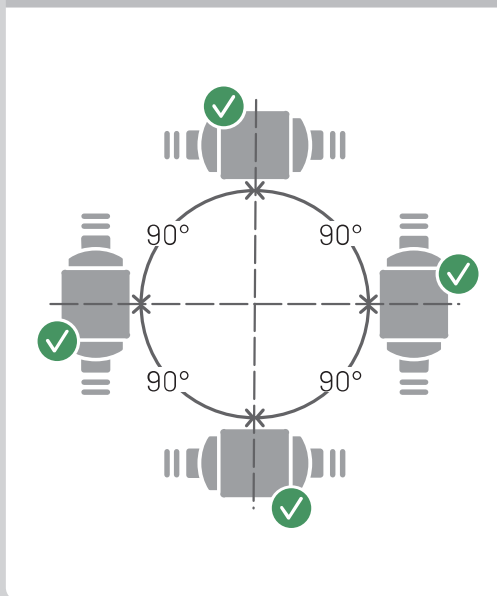
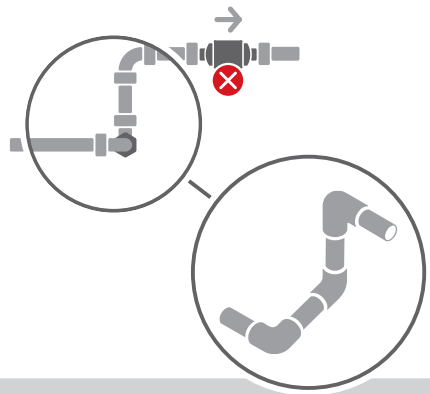
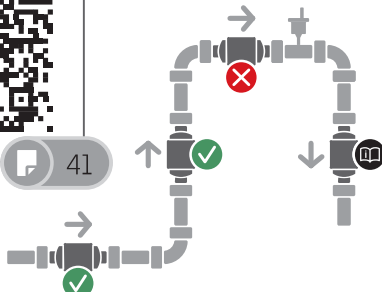



V1		11 -
		10 ↷
V2		11 -
		69 ↷


V1		11B -
		10B +




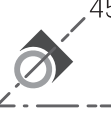
41




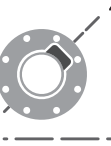
E3  qp 0.6...2.5 m³/h



E3  qp ≥ 3.5 m³/h

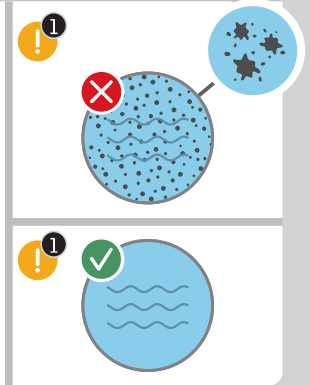
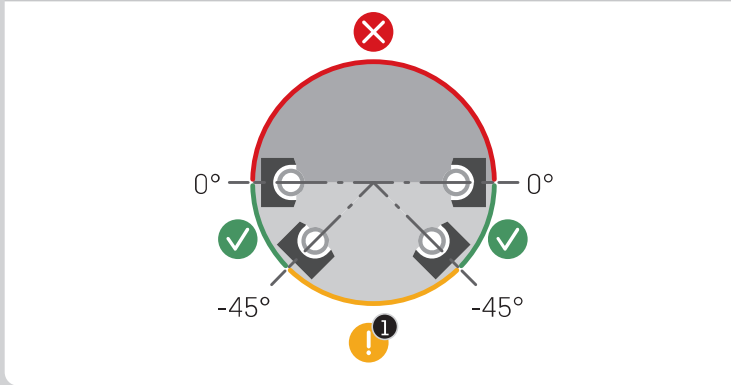


E3  qp ≥ 6.0 m³/h





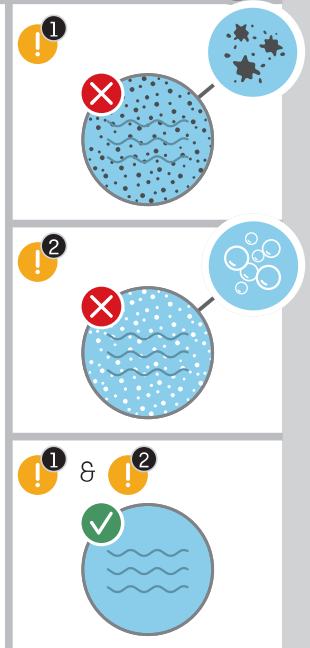
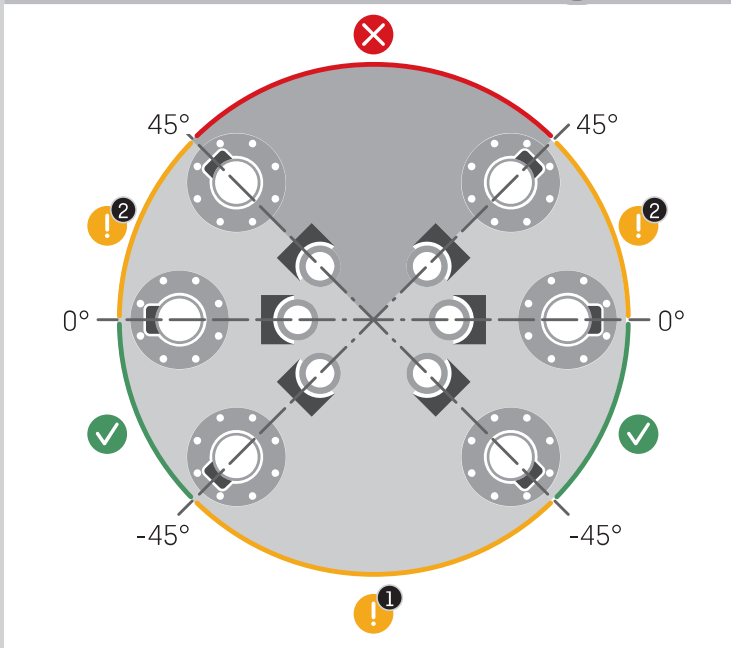
qp 0.6...2.5 m³/h



qp ≥ 3.5 m³/h

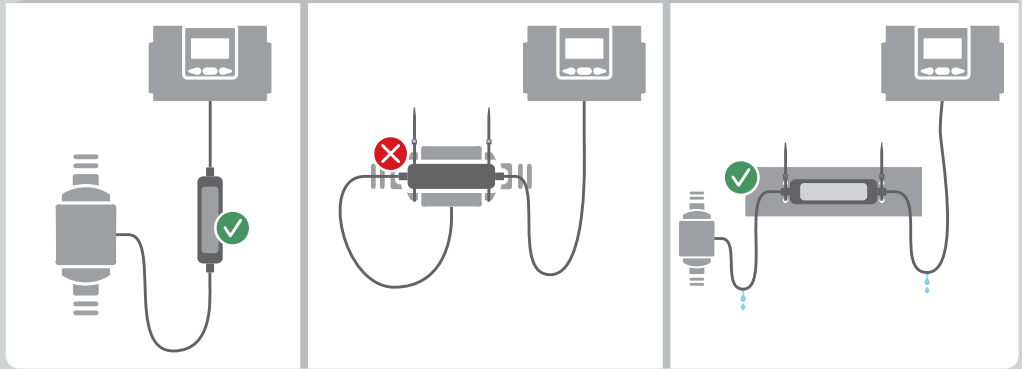


qp ≥ 6.0 m³/h



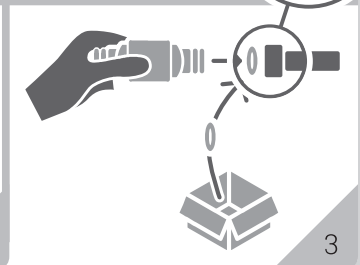

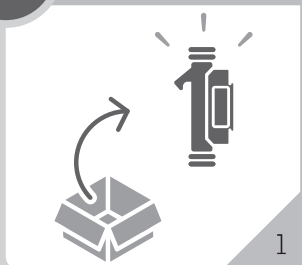
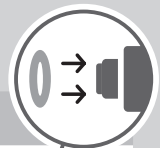
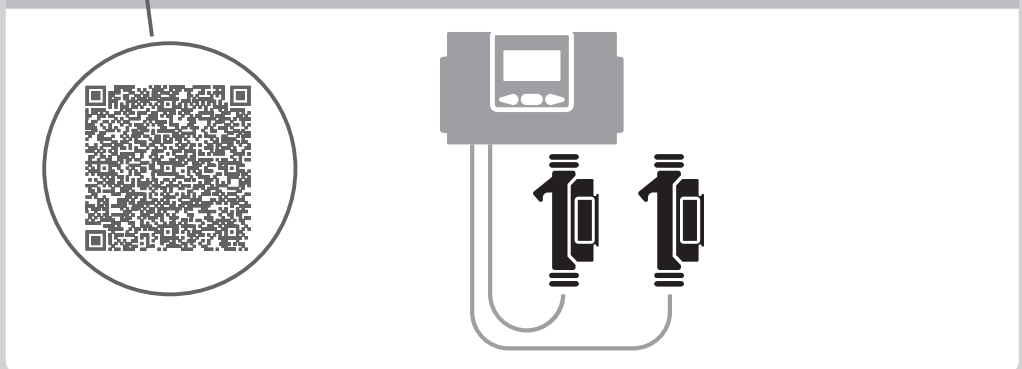


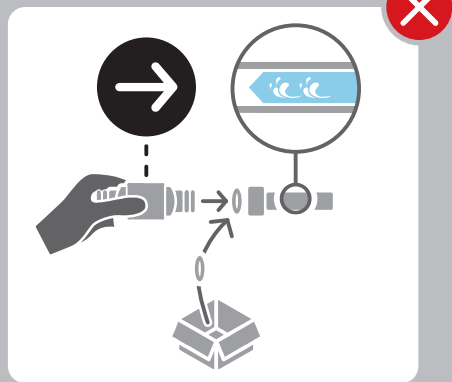
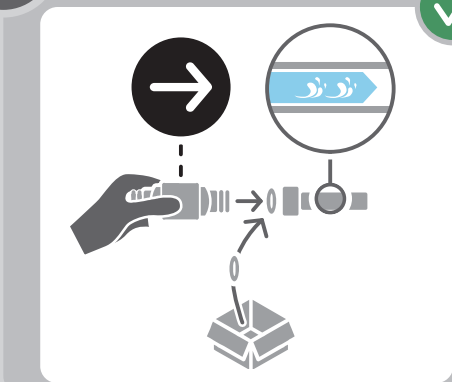
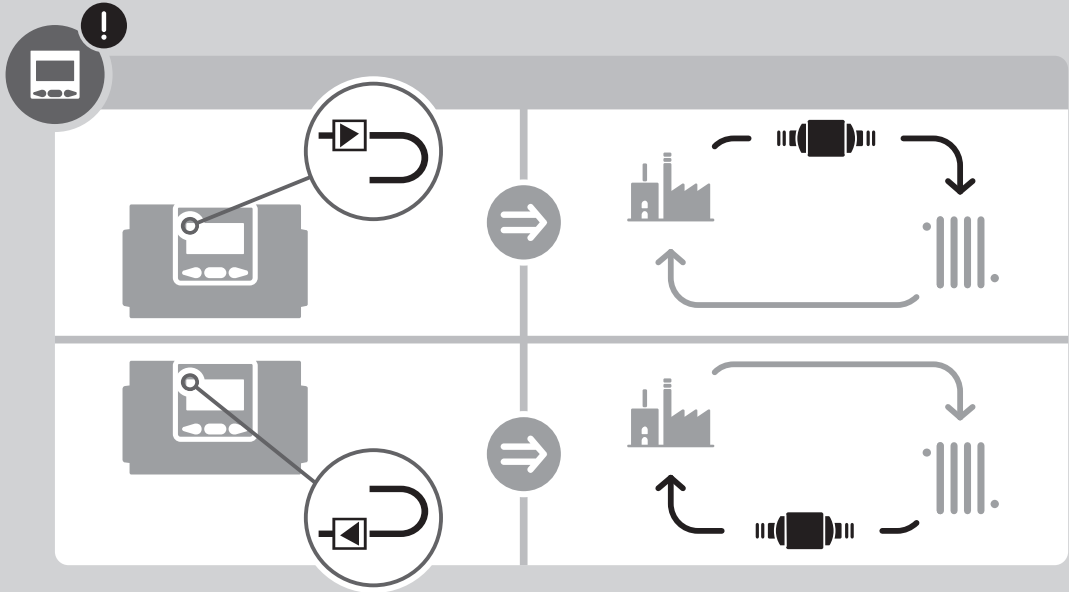
ULTRAFLOW® 44

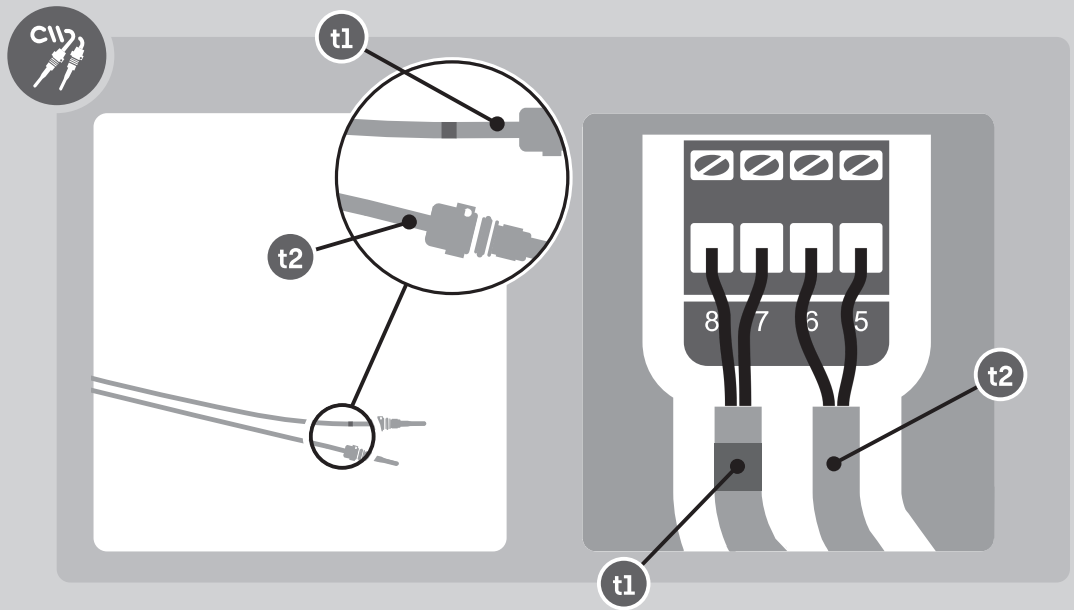
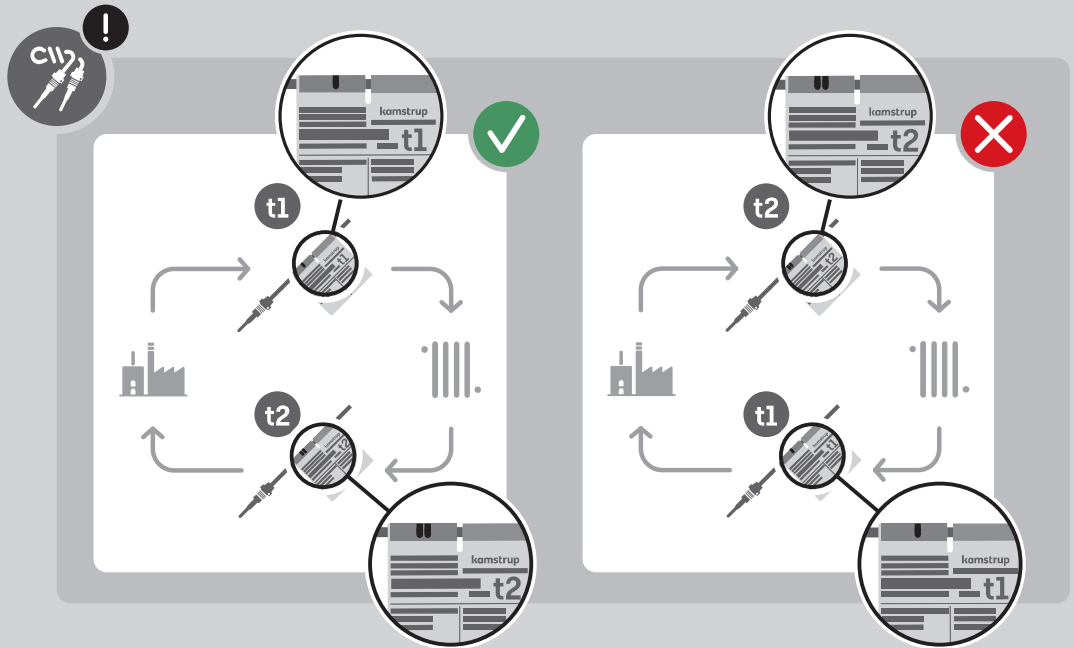


x2 =

+ V2



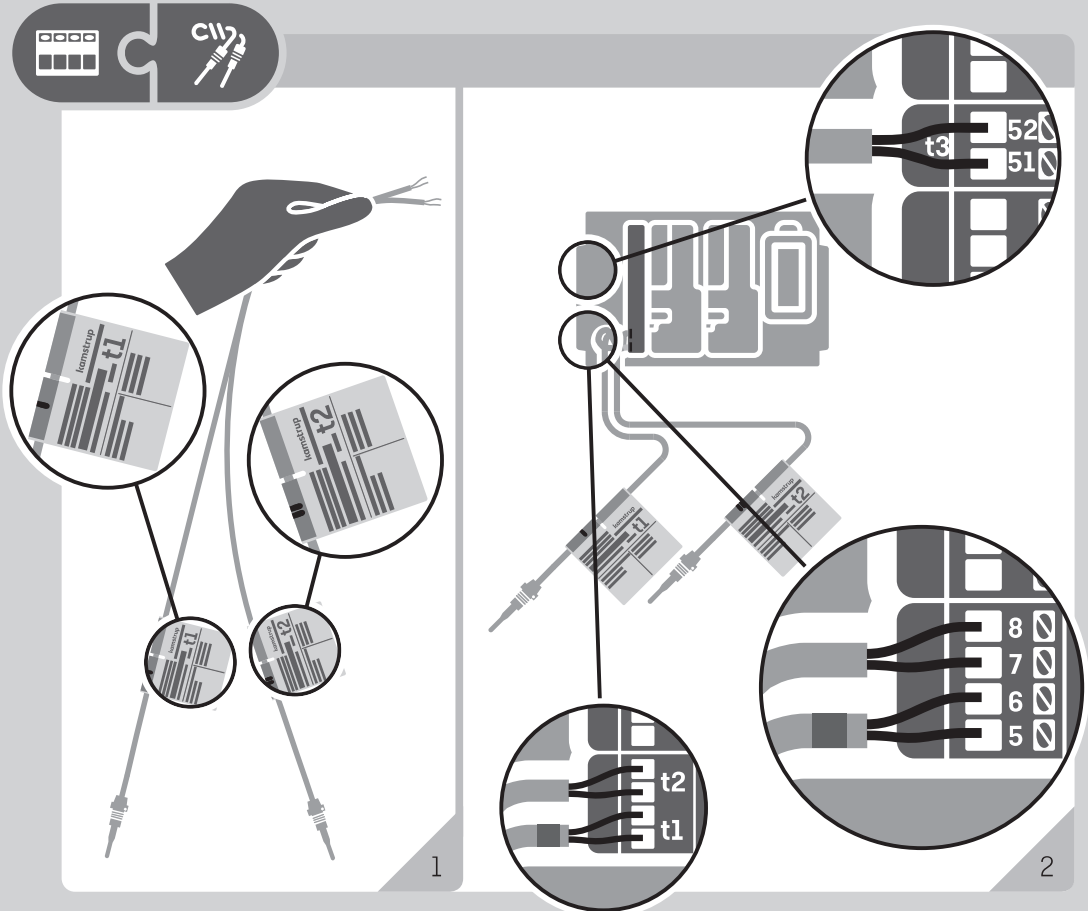




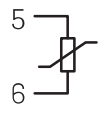
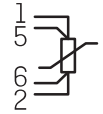
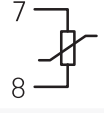
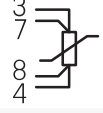
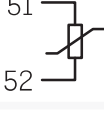


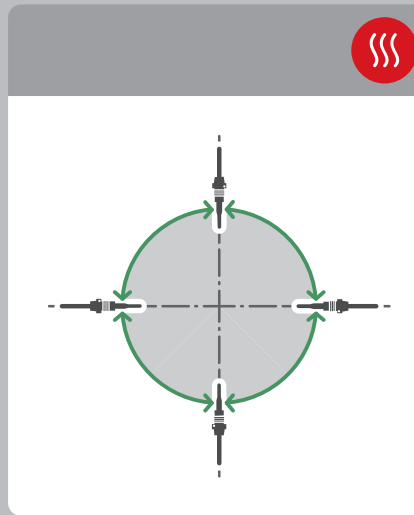
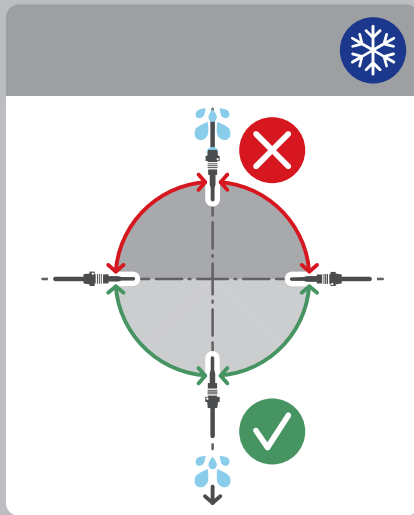
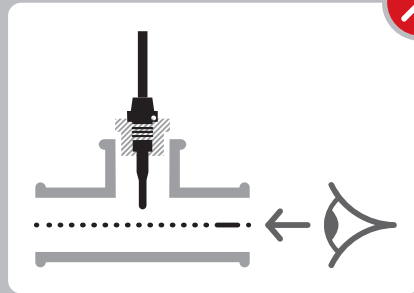
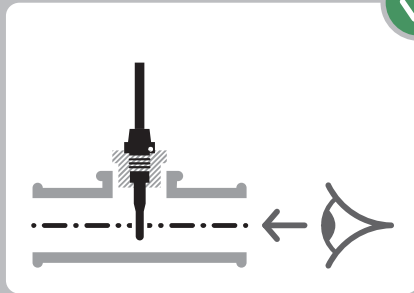


[x1] t1 [x2] t2 [x0] t3

	t1	t2	t3




	 x2	 x4
t1		
t2		
t3		



PN16



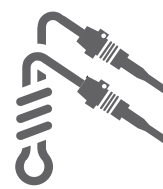
PN25

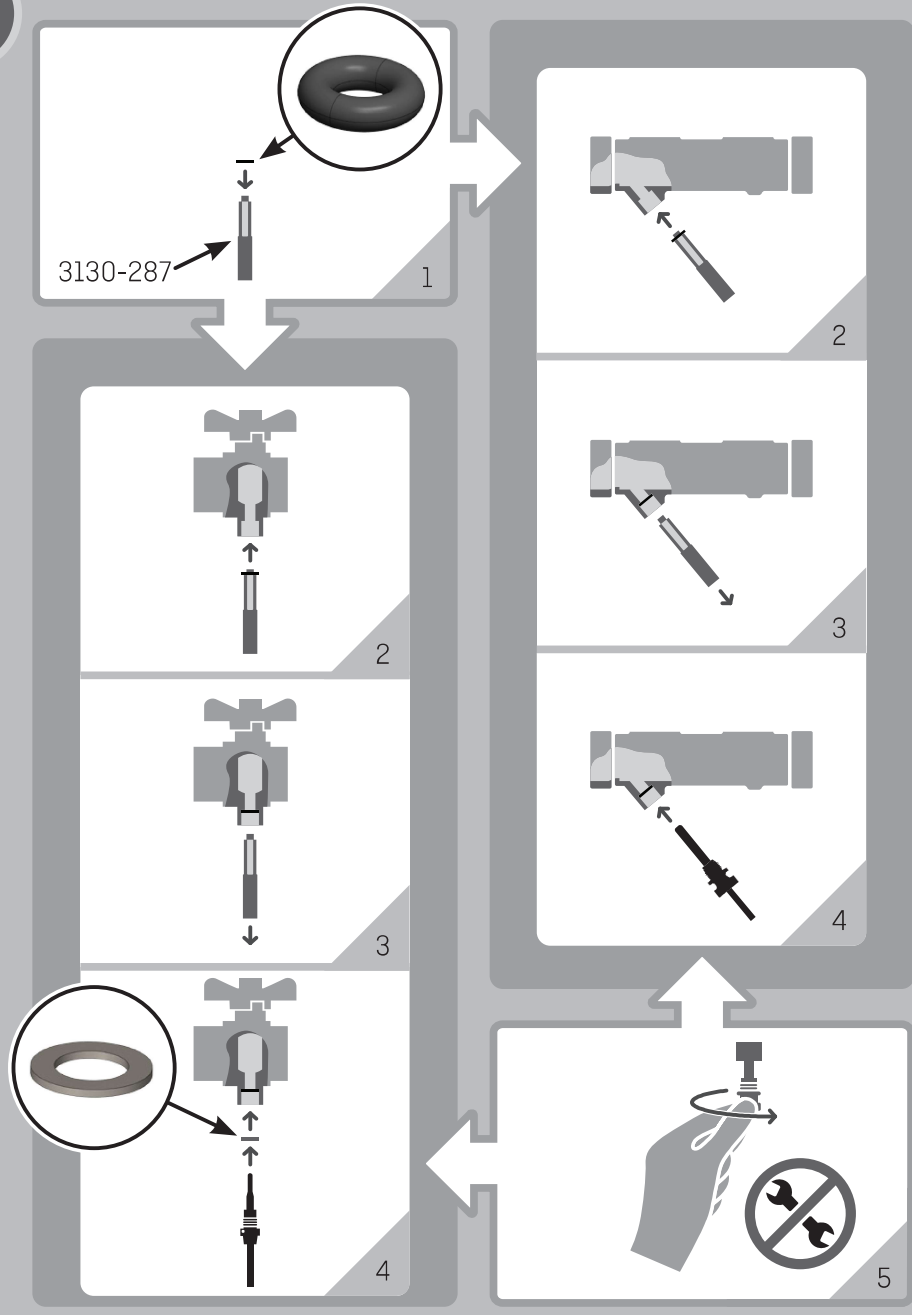



PN16



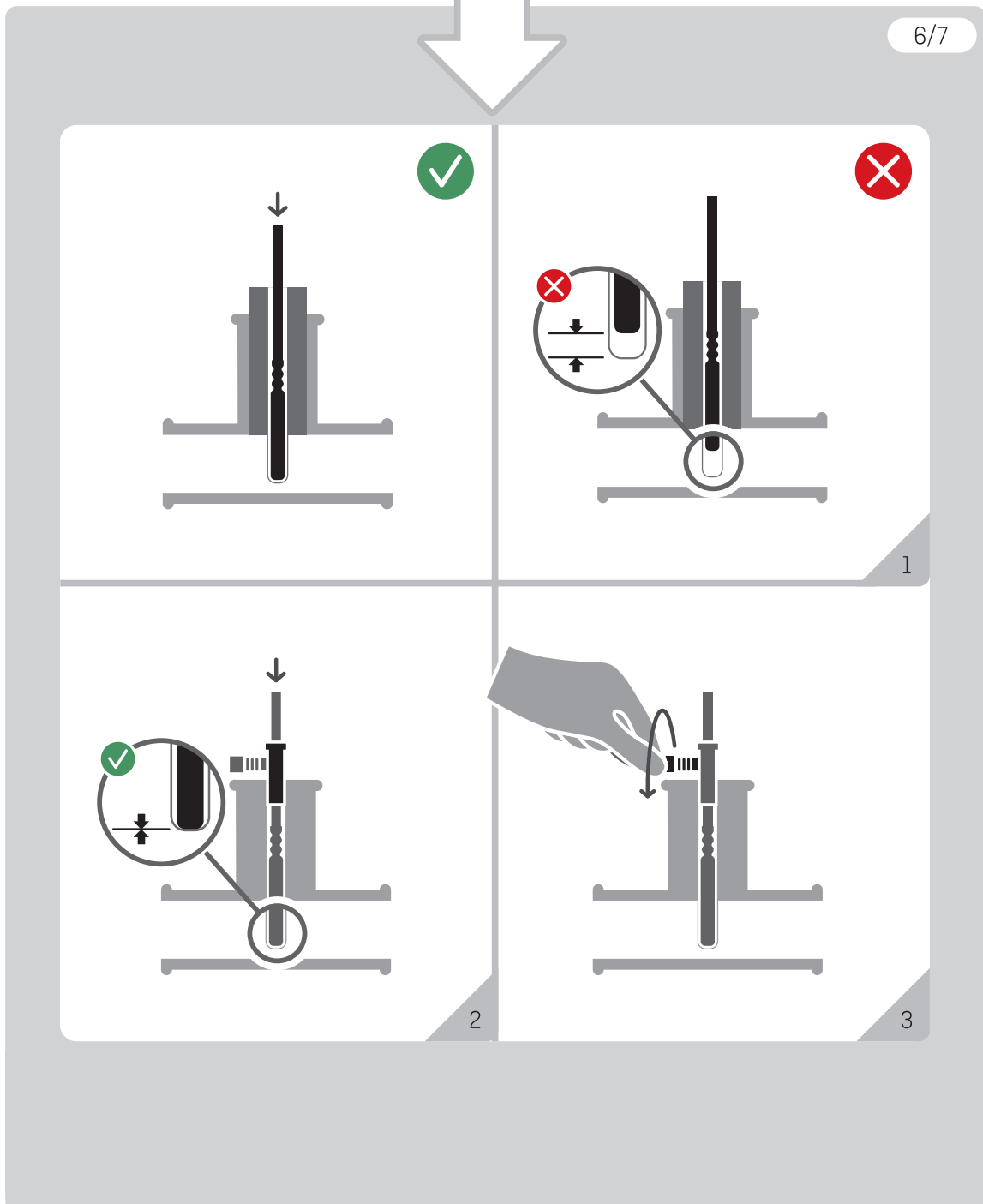
PN25

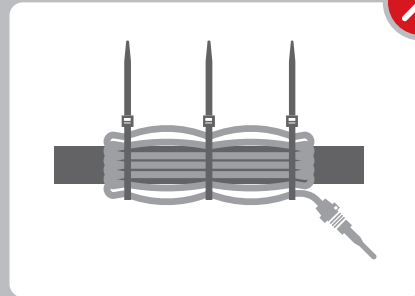
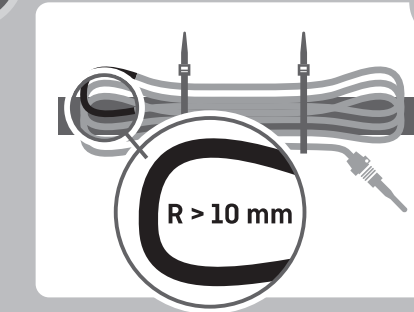
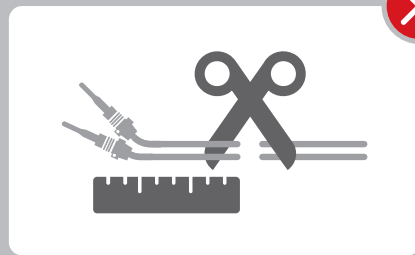
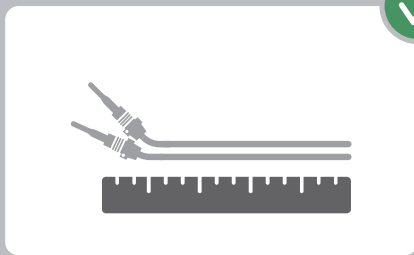
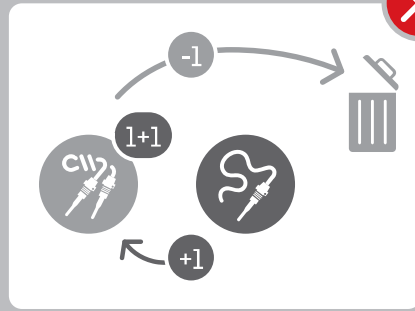
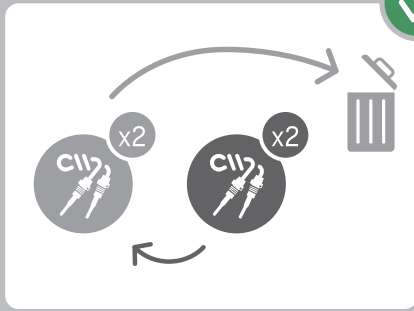


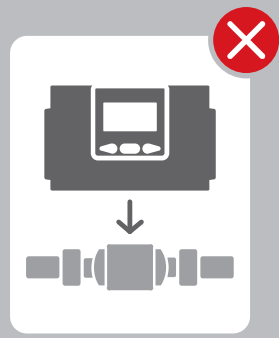

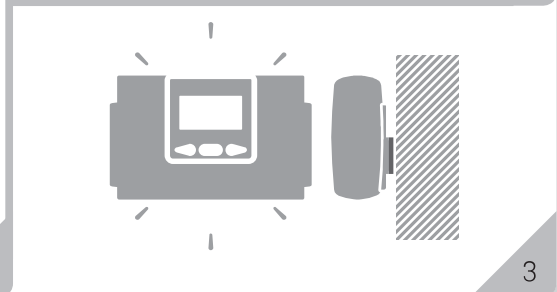
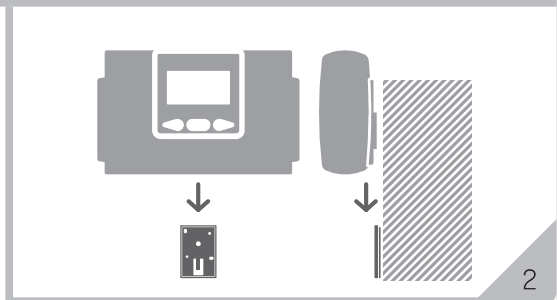
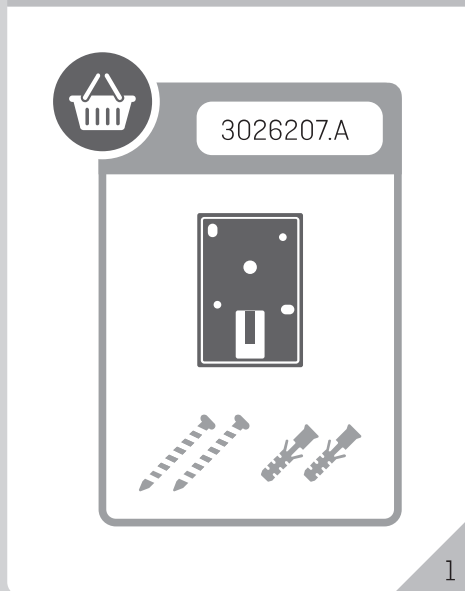


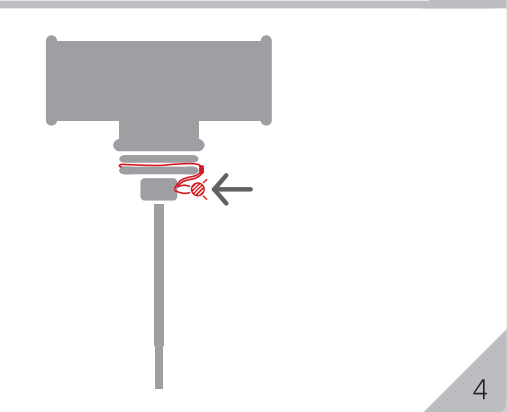
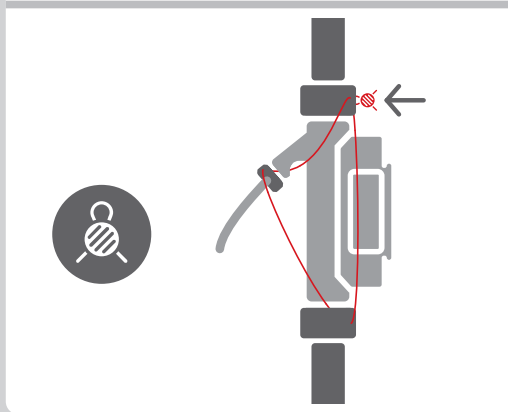
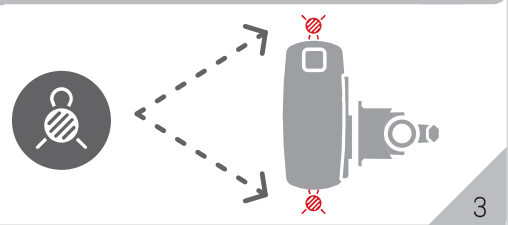
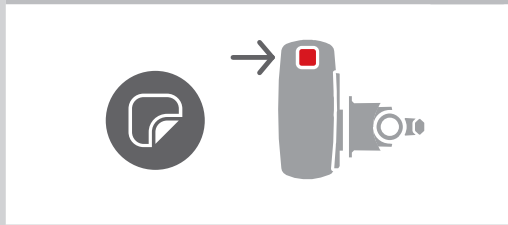
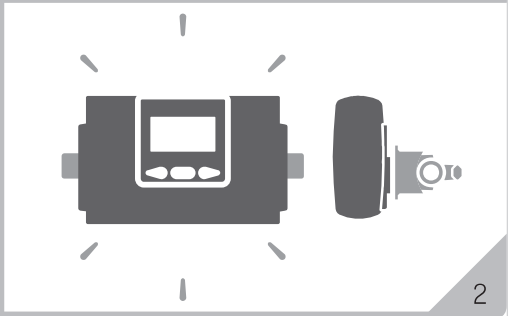
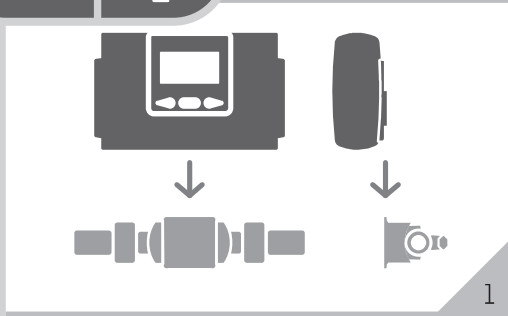


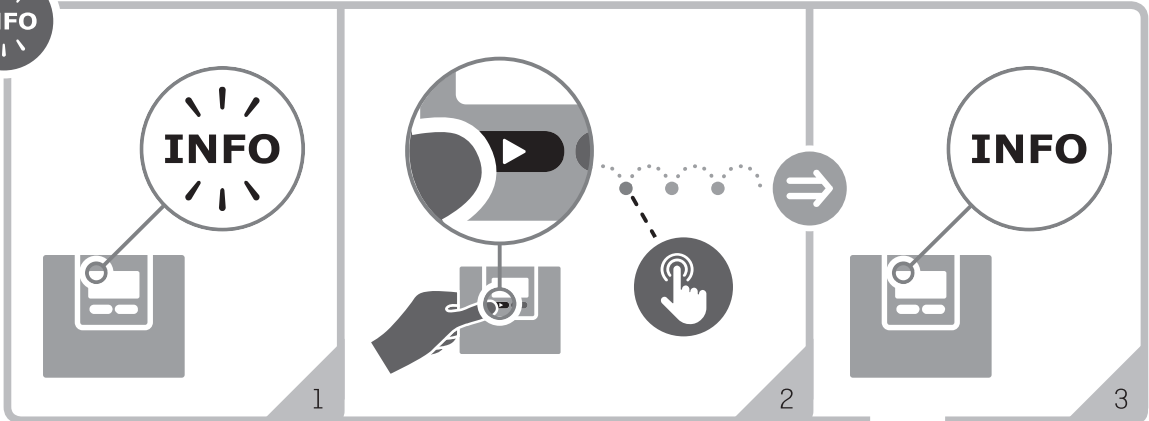
6/7










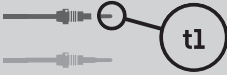









1/5

	1	2	3	4	5	6	7	8	
Info	t1	t2	0	V1	0	In-A	In-B		
1									
2									
9									



Info	t1	t2	0	V1	0	In-A	In-B	
	1							t1 > 185 °C 
		1						t2 > 185 °C 
			1					t3 > 185 °C 
	2							t1 < 0 °C 
		2						t2 < 0 °C 
			2					t3 < 0 °C 
	9	9						$\Delta t (t1-t2) = \text{X}$
						9		
							8	
							9	





1	2	3	4	5	6	7	8
Info	t1	t2	0	V1	0	In-A	In-B
				1			
				1			
				2			
				2			
				3			
				3			
				4			

V1:
V2:
V1: p/I =
V2: p/I =
V1:
V2:
V1:


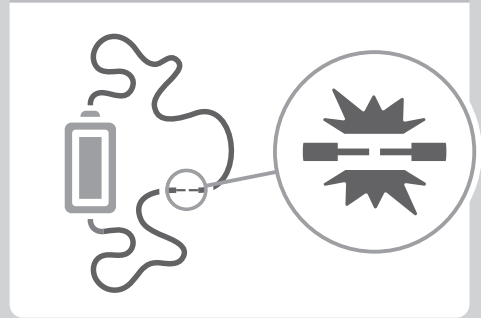
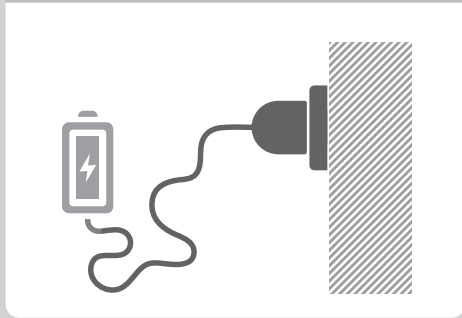


Info	t1	t2	0	V1	0	In-A	In-B
				4			
				6			
				6			
				7			
				7			
				8			
				8			





Info	t1	t2	0	V1	0	In-A	In-B
						7	
						8	
						9	
						7	
						8	
						9	





230 VAC / 50 Hz / 1 W ✓

230 VAC / 50 Hz / 1 W

24 VAC / 50 Hz / 1 W ✓

24 VAC / 50 Hz / 1 W

24 VAC/VDC / 50 Hz / 1 W

230 VAC ✓

230 VAC

24 VAC ✓

24 VAC




d = 5...8 mm ✓

1

d = 5...8 mm

2

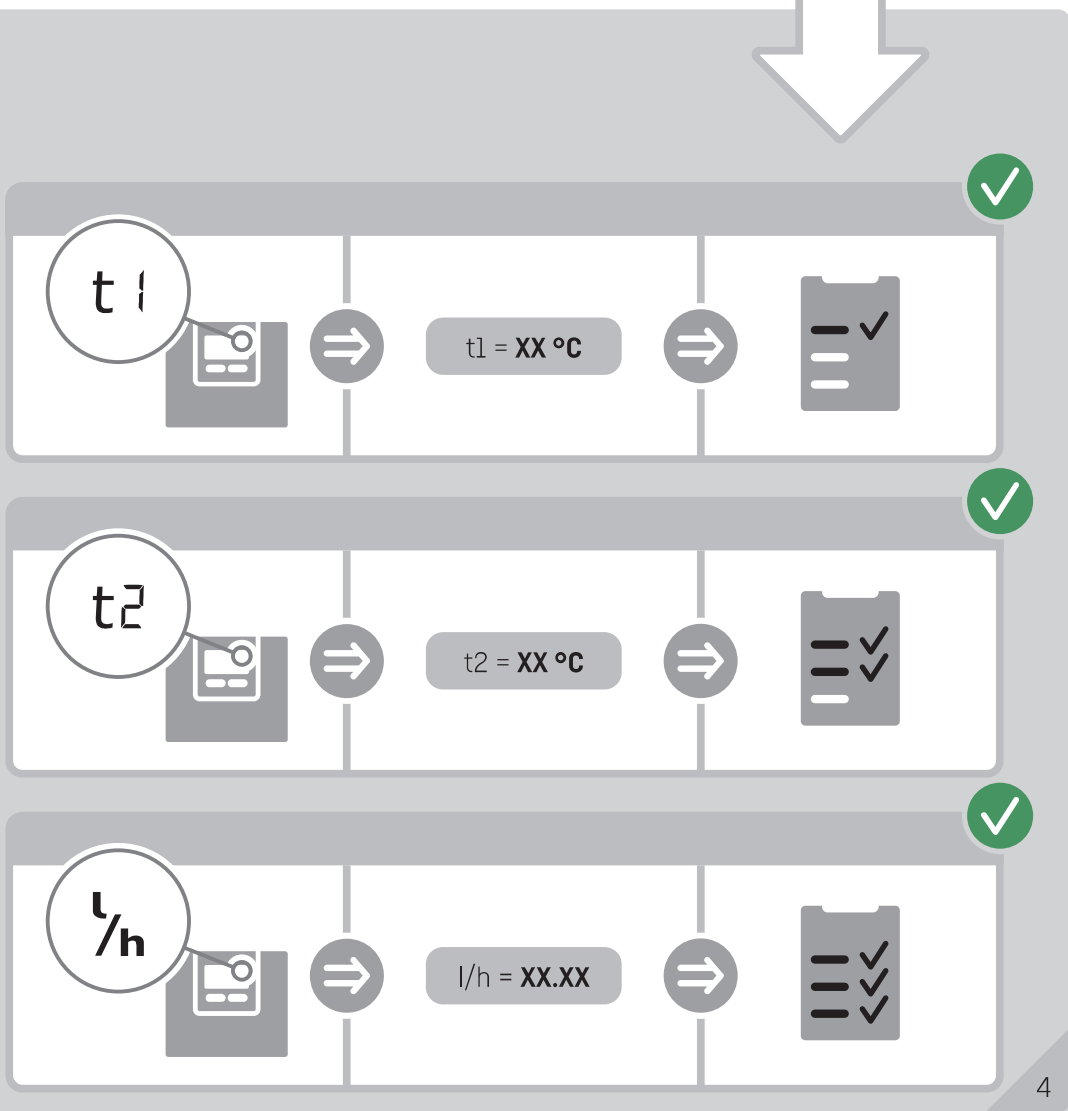
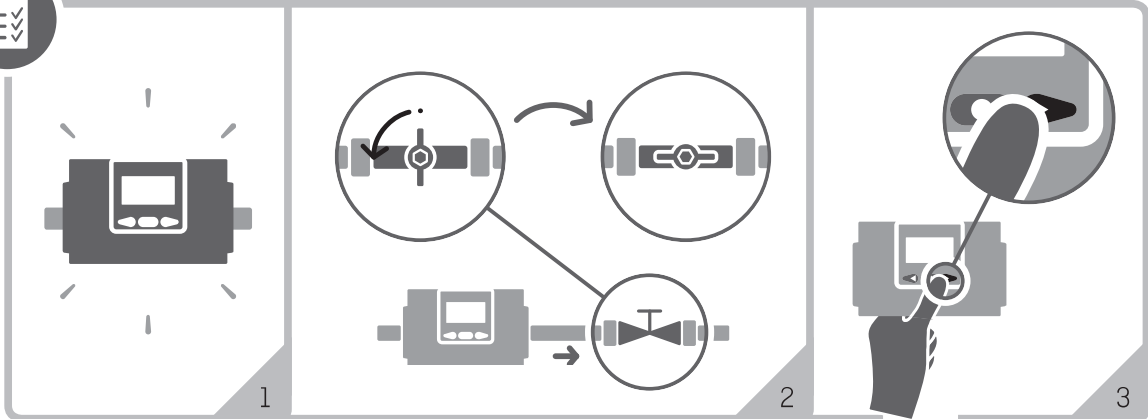
3



2

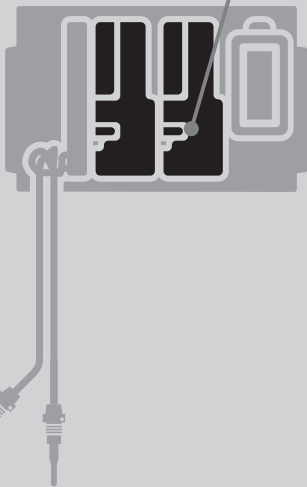
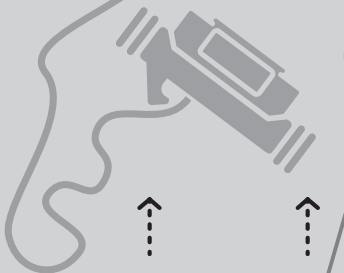


3





<https://www.kamstrup.com/en-en/heat-solutions/meters-devices/meters/multical-603>



Data +	HC-003-10	
Data +	HC-003-11	
M-Bus +	HC-003-20	
M-Bus +	HC-003-21	
M-Bus +	HC-003-22	
wM-Bus +	HC-003-30	
wM-Bus +	HC-003-31	
linkIQ/wM-Bus +	HC-003-32	
linkIQ/wM-Bus +	HC-003-33	
wM-Bus+	HC-003-34	
Analog	HC-003-40	
Analog	HC-003-41	
PQT+	HC-003-43	
Radio +	HC-003-50	
Radio GDPR +	HC-003-51	
NB-IoT +	HC-003-56	
LON TP/FT-10	HC-003-60	
BACnet +	HC-003-66	
Modbus RTU +	HC-003-67	
2G/4G Network	HC-003-80	
BACnet IP +	HC-003-81	
Modbus +	HC-003-82	
READY TCP/IP	HC-003-83	
Kamstrup RF HP	HC-003-84	
Kamstrup RF HP GDPR	HC-003-85	

= In-A / In-B


= Out-C / Out-D

= In 1 / In 2

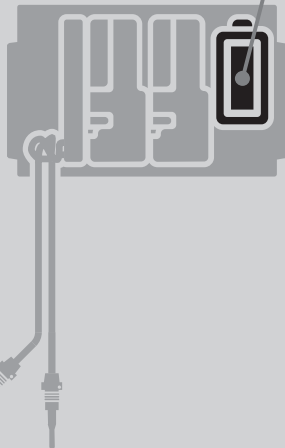
= Out 1 / Out 2



<https://www.kamstrup.com/en-en/heat-solutions/meters-devices/accessories> ✓

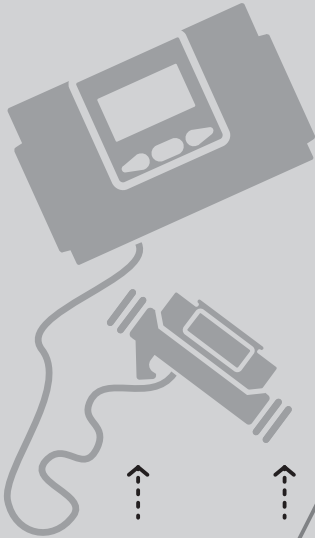


1xD	HC-993-02	✓
230 VAC ⚡	HC-993-03	✓
24 VAC/VDC ⚡	HC-993-04	✓
1xC IoT	HC-993-06	✓
230 VAC	HC-993-07	✓
24 VAC	HC-993-08	✓
2xA	HC-993-09	✓





<https://www.kamstrup.com/en-en/heat-solutions/meters-devices/temperature-sensors> ✓



2 x Pt500 ✓

DS 27,5 mm L = 1,5 - 3,0 m

DS 38,0 mm L = 1,5 - 3,0 m

PL ø5,8 mm L = 1,5 - 10,0 m

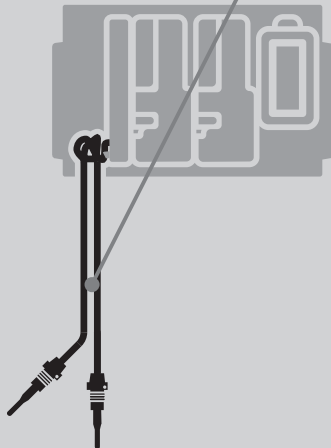
2 x Pt100 ✓

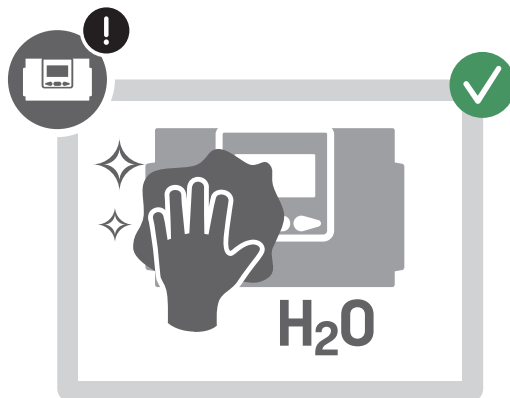
DS 27,5 mm L = 2,0 m

4 x Pt100/Pt500 ✓

PL ø6,0 mm L = 105 - 230 mm

PL ø5,8 mm L = 65 - 180 mm





MULTICAL® 603 & ULTRAFLOW®

Copyright © Kamstrup A/S • 55122231_D3_01.2026

